



# Parcel Visibility

## Analytics-Driven Delivery Insights

A holistic view of your fulfillment processes supplies important insight into the customer experience you provide. EasyPost Analytics' Parcel Visibility Module, powered by EasyPost, gives you the data and analytics you need to measure your shipping performance and identify opportunities to save money and improve delivery speed.

Shipment Volume by  
Status & Date

Delivery Performance  
by Destination

Service & Carrier  
Analytics



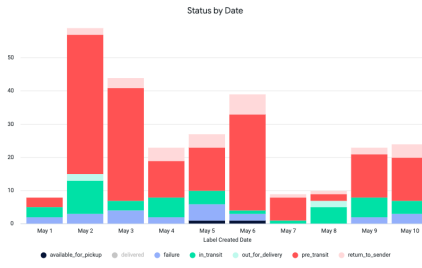
Package  
Characteristics

Drill to the Package  
Level

Embedded EasyPost  
Tracking Links

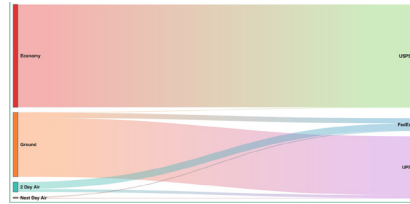
Contact [sales@easypost.com](mailto:sales@easypost.com) to empower your team.

# Parcel Visibility



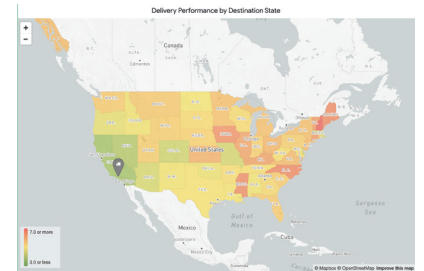
## Shipment Volume by Status & Date

Visualize package quantity by status in near-real time based on when packages will be shipped, allowing users to drill into exceptions and follow up as necessary.



## Service & Carrier Analytics

View customer requested service by parcel provider to gain enhanced visibility into carrier performance and make data-backed decisions to improve outcomes.



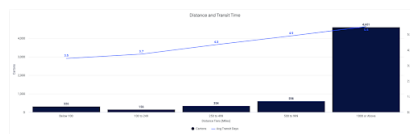
## Delivery Performance by Destination

See on-time rates in both calendar and business days based on where packages are shipped to uncover the root causes of long shipping times and improve ship-to-home fulfillment.



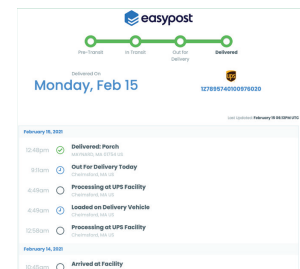
## Package Characteristics

Visualize billable weight tiers at different service levels to gain deeper insight into shipment composition and a better understanding of cost-related factors.



## Package Level Insight

Drill into all shipments and see the underlying details down to the package level to review the shipment's chain of custody along with time stamps and explore exactly what occurred.



## Embedded EasyPost Tracking Links

Explore multi-faceted data captured from EasyPost's Tracking API to understand package level delivery status with a simple click-through interface.