

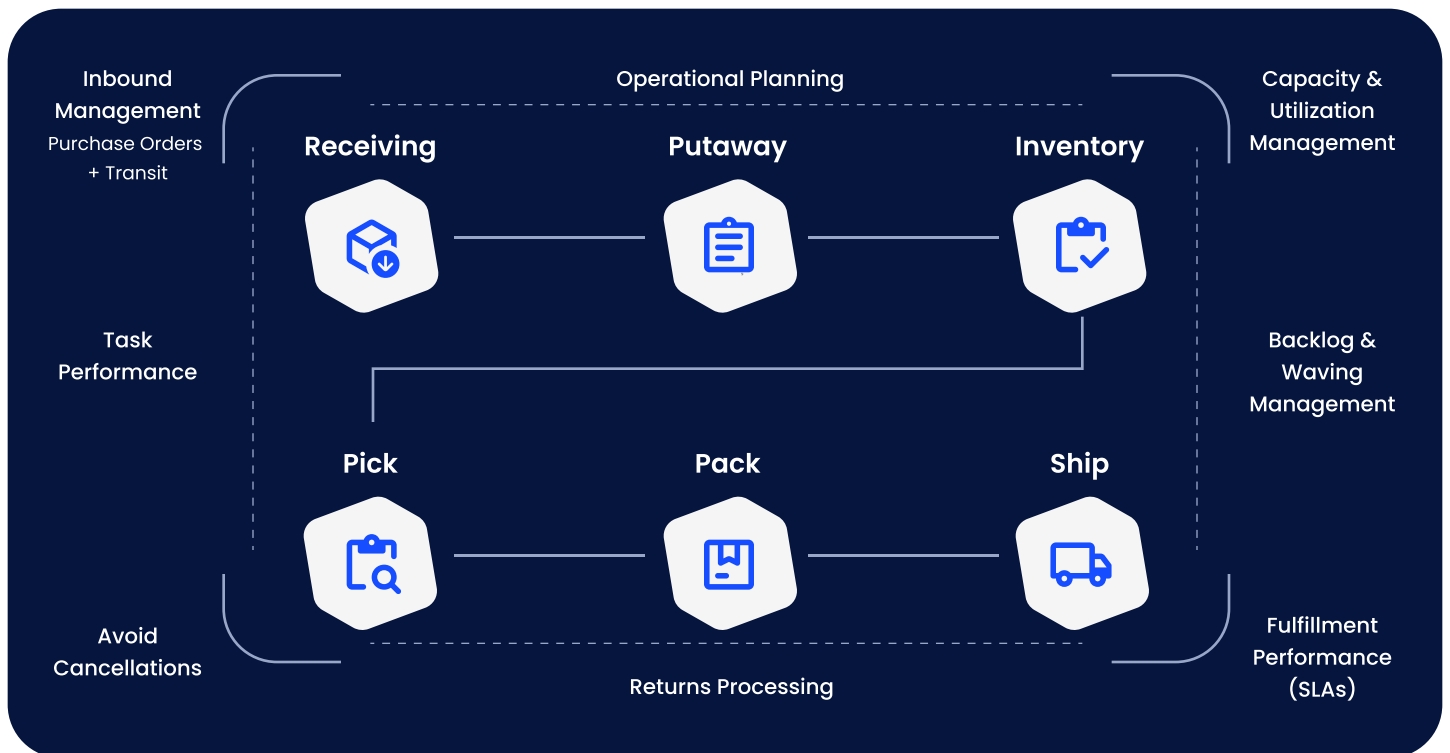
# Warehouse Analytics

Empowering Warehousing Operational Success



Visibility into your company's warehouse data is critical to effectively manage your supply chain. With EasyPost's powerful analytics tools built on a modern analytics platform, view your warehouse data all in one place, allowing you to focus on operational success.

## Warehouse Operations

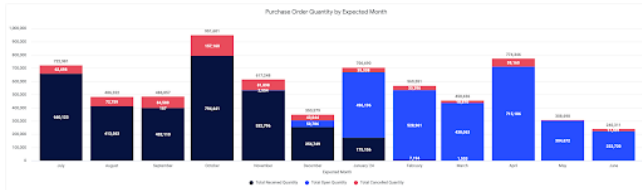


Contact [sales@easypost.com](mailto:sales@easypost.com) to empower your team.

# Warehouse Operations Out-of-the-Box Visibility

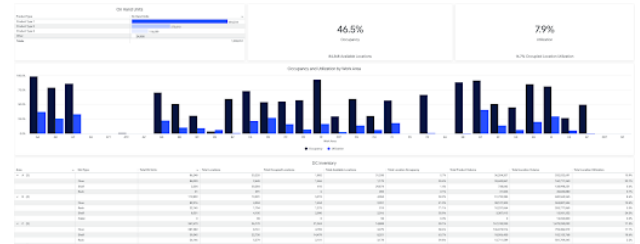
## Inbound & Putaway

- Open POs, ASNs, and appointment details
- Vendor audit and article inspection
- In progress and received totals (cartons, SKUs, units)
- Putaway tasks, SLA tracking, and inventory in staging



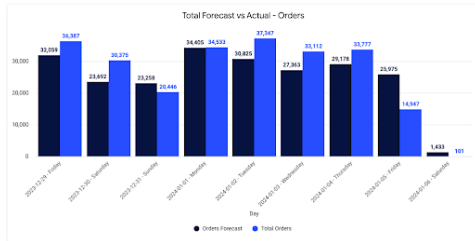
## Inventory & Replenishment

- Inventory of OH by area, location type, SKU, and status
- Inventory occupancy and space utilization
- Cycle count accuracy, results, and opportunities
- Pull tasks and consolidation



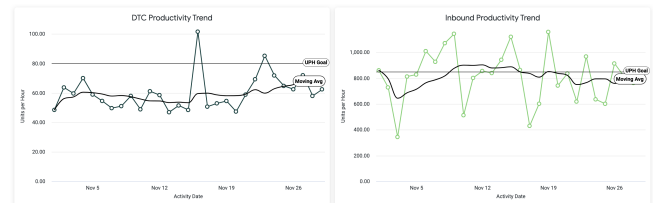
## Operations Planning

- Order volume compared to demand plan
- Inbound received and available to receive units vs. inbound plan
- Outbound shipped units vs. plan
- Returns processed vs. plan



## Productivity & Costs

- UPH and cycle time compared to target by function (receiving, picking, cycle counts, packing, shipping/outbound)
- Overviews by resource/employee
- CPU—building, picking, packing, and inbound



## Fulfillment Management

- Order backlog (available orders)
- Wave processing performances (shorts, in-process tracking, oLPNS)
- Warehouse processing SLA management
- Sorter/Automation utilization rates, buffer lane capacity, jackpot/exceptions
- Task management—pick and pack tasks
- Quality—pick and pack accuracy
- Manifested totals—unmanifested exceptions
- Returns—processing/cycle time, by reason
- Order Profile Overview: Channel splits, units per package, singles percentages, prepack vs. bulk stock, international vs. domestic, etc.

